



CRX series

Официальный дилер: ООО «Форклифт»

Тел./факс: (499) 951-79-99 (многоканальный)

Екатеринбург: (343) 344-00-22; Пермь: (342) 294-40-49

Челябинск: (351) 211-54-25; Тюмень: (345) 238-28-26

E-mail: sales@forklift.ru, Web: www.forklift.ru, Skype: forklift-ural

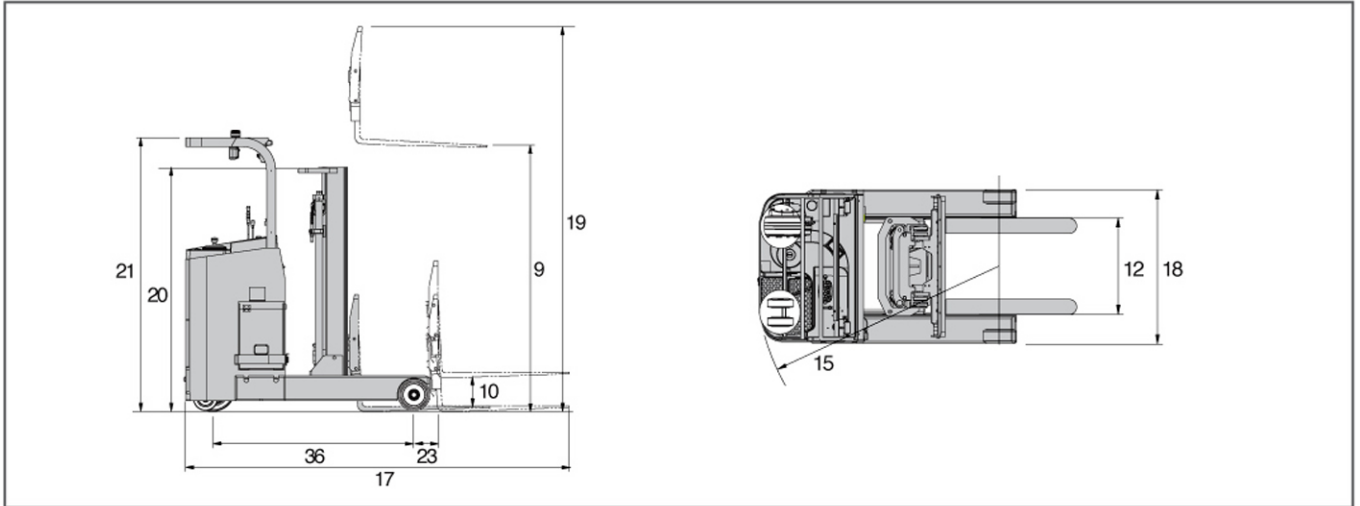
• STANDARD SPECIFICATIONS

1			Model	CRX10	CRX13	CRX14	CRX15	CRX18	CRX20	CRX25		
Characteristics	2	Rated Capacity	kg	1000	1250	1350	1500	1750	2000	2500		
	3	Load center	mm	500	500	500	500	500	500	500		
	4	Power type		Electric AC 24V			Electric AC 48V					
	5	Operator Position		Stand on								
	6	Tire type	Front	Solid			Urethane					
	7		Rear	Solid								
	8	Wheel(x=driven)	Front/rear	2/1x+2								
	Dimensions	9	Maximum fork height(MFH)	mm	3000	3000	3000	3000	3000	3000	3000	
10		Free lift	mm	405	405	405	405	405	405	405		
11		Fork Size(TxWxL)	mm	35x100x920				40x100x920		45x100x1070		
12		Fork spread(Outside)	STD	mm	595	595	695	695	695	708	708	
			TSU	mm	695	695	781	781	781	708	708	
13		Tilt angle	FWD	degree	3	3	3	3	3	3	3	
			BWD	degree	5	5	5	5	5	5	5	
15		Turning radius(Outside)	mm	1298	1448	1448	1578	1728	1746	1946		
16		Right angle stack aisle <small>(Load length 1200mm, clearance 200mm included)</small>	mm	2603	2613	2779	2789	2750	2789	2919		
17		Overall Length(W/FORK)	2 stage	mm	2393	2553	2580	2680	2830	2999	3194	
			3 stage	mm	2402	2557	2575	2675	2796	3017	3227	
18		Overall Width	2 stage	mm	1000	1000	1111	1111	1111	1185	1230	
			3 stage	mm	1090	1090	1170	1170	1170	1265	1350	
19		Mast height	Extended	mm	3900	3900	3900	3900	3900	3950	3950	
			Lowered	mm	1995	1995	1995	1995	1995	2050	2050	
21		Overhead guard height	mm	2245	2245	2260	2260	2260	2320	2320		
22		Reach stroke(2stage/3stage)	mm	470/405	620/550	510/450	610/550	760/650	640/550	835/760		
23		Front overhang	W/O S/S	2stage/3stage	mm	175/184	185/189	182/177	182/177	187/153	188/206	183/216
			With S/S	2stage/3stage	mm	305/314	315/319	312/307	312/307	317/283	318/336	313/346
Performance		24	Travel speed	Loaded	km/h	9.6	9.6	10.4	10.4	10.4	10.2	10.2
	Unloaded			km/h	9.8	9.8	10.4	10.4	10.4	10.4	10.4	
	26	Lifting speed	Loaded	mm/sec	250	220	350	340	300	260	230	
			Unloaded	mm/sec	400	400	460	460	460	400	400	
	28	Lowering speed	Loaded	mm/sec	530	530	530	530	530	500	500	
			Unloaded	mm/sec	440	440	440	440	440	440	440	
30	Gradeability(REACH IN)	Loaded	%	19.1	19.1	19.1	19.1	19.1	10.0	10.0		
		Unloaded	%	30.0	30.0	30.2	30.2	30.2	23.6	23.6		
32	Weight(with standard battery)	kg	1890	1906	2287	2297	2318	2793	2900			
Chassis	33	Drive wheel	-	280x135	280x135	315x145	315x145	315x145	380x165	380x165		
	34	Load wheel	-	255x120	255x120	254x114	254x114	254x114	267x114	267x135		
	35	Caster wheel	-	178x73				204x76				
	36	Wheelbase	mm	1100	1250	1250	1350	1500	1500	1700		
Drive line	37	Brake	-	Mechanical	Mechanical	Mechanical	Mechanical	Mechanical	Mechanical	Mechanical		
	38	Battery capacity(5 HR rating)		24/400	24/400	48/210	48/280	48/280	48/335	48/335		
	39	Battery weight	kg	350	350	425	480	480	577	577		
	40	Power of drive motor	kw	4.2	4.2	8.3	8.3	8.3	8.3	8.3		
	41	Power of hyd. motor	kw	8.3	8.3	14.0	14.0	14.0	14.0	14.0		
	42	Power of steering motor	kw	0.4	0.4	0.3	0.3	0.3	0.3	0.3		
	43	Control	-	MOSFET Inverter								
	44	Max. hyd. flow for attachment	kg/cm ²	120	120	160	160	160	175	175		

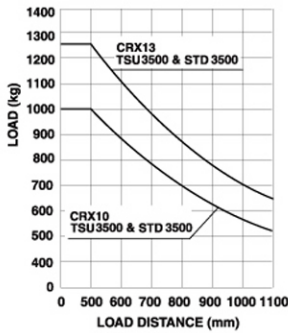
- Materials and specifications are subject to change without notice.
- If sideshifter or any other attachment is installed, dimension may be changed.

Electric Reach 1.0/1.25/1.35/1.5/1.75/2.0/2.5ton

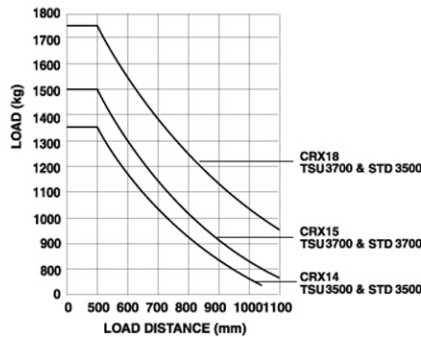
STANDARD DIMENSIONS



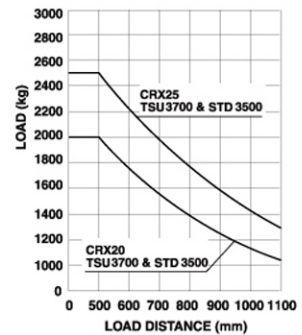
LOAD CAPACITY CHART



CRX10/13



CRX14/15/18



CRX20/25

MAST SPECIFICATIONS & RATED CAPACITIES

Mast type	Maximum fork height mm	Overall height of mast		Free lift		Tilt angle		Load capacity at 500mm load center						
		Mast lowered mm	Mast extended mm	With LBR mm	Without LBR mm	FWD deg.	BWD deg.	CRX10 kg	CRX13 kg	CRX15 kg	CRX18 kg	CRX20 kg	CRX25 kg	
2 stage	2500	1745	3423	405	405	3	5	1000	1250	1350	1500	1750	2000	2500
	2700	1845	3623	405	405	3	5	1000	1250	1350	1500	1750	2000	2500
	3000	1995	3923	405	405	3	5	1000	1250	1350	1500	1750	2000	2500
	3300	2145	4223	405	405	3	5	1000	1250	1350	1500	1750	2000	2500
	3500	2245	4423	405	405	3	5	1000	1250	1350	1500	1750	2000	2500
	3700	2345	4623	405	405	3	5	900	1150	1300	1500	1750	2000	2500
	4000	2495	4923	405	405	3	5	850	1100	1250	1400	1700	1950	2450
	4500	2845	5423	405	405	3	5	750	900	1100	1300	1600	1850	2350
	4700	2945	5623	405	405	3	5	700	850	1050	1250	1500	1800	2250
3 stage	5000	3095	5923	405	405	3	5	650	750	1000	1200	1450	1750	2200
	3500	1745	4463	845	1145	3	5	1000	1250	1350	1500	1750	2000	2500
	3700	1845	4663	945	1245	3	5	800	1150	1300	1500	1700	1950	2450
	4000	1895	4963	995	1295	3	5	700	1100	1250	1400	1650	1850	2350
	4300	1995	5263	1095	1395	3	5	650	1000	1150	1300	1600	1800	2250
	4500	2095	5463	1195	1495	3	5	600	00	1100	1250	1550	1750	2150
	5000	2245	5963	1345	1645	3	5	500	700	1000	1150	1350	1550	1950
5500	2445	6463	1545	1845	3	5	400	600	750	900	1100	1300	1800	

• Materials and specifications are subject to change without notice.



CLARK MATERIAL HANDLING INTERNATIONAL

202-7, Ojung-dong, Ojung-gu, Bucheon city, Gyunggi-do, Korea 421-270

Tel : 82 32 680 6342 Fax : 82 32 680 6359

www.clarkmhc.co.kr