

C15-20s

IC-PNEUMATIC LPG/DIESEL
1500 / 1800 / 2000 kg
3000 / 3500 / 4000 lbs.

C15C - C20sC

IC-CUSHION LPG
1500 / 1800 / 2000 kg
3000 / 3500 / 4000 lbs.

GEN 2




CLARK®

THE FORKLIFT



- The **operator compartment** is supported on specially engineered isolating mounts, reducing the amount of engine noise and vibration transmitted to the operator ensuring a more comfortable ride.



Highly Manoeuvrable, Easily Serviceable, Broadly Flexible, Extremely Dependable

The GEN2 C15-20s and C15C-20sC Series proudly adds to CLARK's unique history of building the best forklifts with evolutionary steps in **ergonomics, power, safety, durability** and **performance**. These narrow-width models, designed for distribution, manufacturing and warehousing of all types, are suited for the toughest applications.

98%

The two-stage engine air filter removes **Ninety-Eight Percent** of incoming dust before it enters the filter system.

- Nested upright rails provide positive rail interlock and a narrow “profile” to **maximize the vision window**. The overhead guard safety bars run parallel to the operator’s line of sight resulting in a **clear, unobstructed view**.

Maximum Visibility + Minimum Fatigue =
Ultimate Safety & Maximum productivity



- With four turns lock-to-lock the **hydrostatic power steering** provides the operator with excellent manoeuvrability and ease of control.



- Low, open foot steps with **traction plates** make entry/exit quick, easy, and safe.



Rugged Durability, High Performance, Extreme Environments, Demanding Applications

The GEN2 series is designed to tackle any task placed in its path. The open-core, plate-fin radiator provides **maximum cooling of the engine, transmission and axle in the harshest environments** and the most demanding applications.

Safety

All CLARK forklifts, associated devices and tools are in conformance to CE, ANSIASME, OSHA and UL regulations.

- Start in neutral: If the Gear lever is not positioned in neutral, the engine will not start.
- Tilt Lock Valve: Prevents the accidental forward tilting of the mast while engine is switched off.
- Gas strut with Automatic Lock: Prevents accidental closure of hood.
- Safety valve: Prevents accidental uncontrolled lowering in the event of oil pressure hose damage.
- Forward and reverse travel is not possible whilst the parking brake is in the on position.

Smooth Control + Easy Operation = Operator Confidence & Optimum Comfort



C15-20s / C15C-C20sC STANDARD FEATURES & BENEFITS




PARKING BRAKE

- **Simple & Error Proof**
 - Foot-applied brake can be released by hand or foot.
 - Transmission disengages when parking brake is set preventing driving against brakes.
 - Horn will sound if brake is not set after 3 seconds from when the engine is shut off.

HYDRAULIC SYSTEM

- **Maximum Horsepower**
 - Uses a load-sensing flow control valve for steering to reduce horsepower loss and heat buildup.
- **Optimum Performance Of Attachments**
 - The main hydraulic valve incorporates adjustable flow controls for tilt and auxiliary functions.
- **Sectional Design**
 - Allows for easy addition of extra functions and simplifies service.
- **Upright Mounted Load Lowering Valve**
 - Controlled lowering speed independent engine speed.




THE POWER BEHIND THE PUNCH

- **LPG engine**
 - Field-proven 2,4L HMC LPG engine.
 - Smooth and quiet operation.
 - Timing chain with tensioner.
 - Low fuel consumption.
 - Optional Tier4 Version including catalytic converter
- **Recognized Worldwide Yanmar Diesel Engine**
 - Durable, easy to start, low-smoke, easy to service.
 - High pressure indirect-injection = better fuel economy.
 - Vertical exhaust is standard equipment.
- **CE Compliant**
 - Engines meet reduced emission and smoke levels.


Available Equipment

- Mirrors
- Sideshifters
- Strobe lights
- Backup alarm
- Rear work light
- Auxiliary valves
- Hose adaptations
- Fork positioner
- Orange seat belt
- High termination
- Quick couplings
- Optional color
- Tyre options
- Convenience console
- Air cleaner safety element
- Pre-cleaner, overhead guard mounted
- Suspension seat, vinyl and cloth
- Reduced height overhead guard
- Swing-down LPG tank bracket




ONE-PIECE FRAME

- Heavy duty, welded, and formed steel plate design protects from impact damage and extends the life of the truck.
- An integral hydraulic sump, with remote breather provides cooling for hydraulics in tough applications.



STEERING AXLE (pneumatic shown)

- **Rugged Design**
 - Linkage pivot pins have a “double shear” design to withstand impact without loosening or breaking.
- **Simple Axle Design**
 - Double-acting cylinder provides steering force.



RUGGED UPRIGHT AND CARRIAGE

- **I-Beam style upright**
 - Maximizes visibility and strength, allows for internal hosing and cable.
 - Six carriage rollers and two side-thrust rollers minimize deflection and sideplay, reduce roller contact stress and extend component life.
 - Hydraulic cushioning valves provide silent staging of the rails to reduce shock during both lifting and lowering.
- **Shimmable, Sealed & Canted Load Rollers**
 - Maximize Load Distribution & Reduce Free Play.



DASH DISPLAY

- **Microprocessor**
 - Monitors the condition of truck systems as well as controlling their functions.
 - Controls neutral starting and prevents cranking while the engine is running.
- **Gauges**
 - Engine coolant temperature.
 - Fuel level for Diesel.
- **LCD Display**
 - Hourmeter and maintenance interval are displayed on the LCD screen.
- **LED Lights Indicate**
 - High transmission temperature • Low engine oil pressure
 - Alternator charge • Fuel system malfunction
 - Park brake applied • Maintenance required • Seat belt
- **Push Switches**
 - Headlight and optional worklights are controlled with push switches.



OPERATOR COMPARTMENT

- **Optional Fully Adjustable Seat**
 - 6cm (2.4”) Vertical Travel • 20° Backrest Adjustment Range
 - 15cm (6”) fore / aft adjustment • Contoured for support
 - Non-pinching, Retractable Seat Belt
- **Thick Molded Floor Mat**
 - Reduces vibration and noise level.
 - Improves operator comfort.
- **Minimal Arm Fatigue**
 - Electronic directional controls enable true fingertip operation.
- **Tilt Steering Column**
 - Adjusts to Suit Operator & Easier Entry/Exit.

BUILT TO LAST.®



CLARK EUROPE GmbH

Dr.-Alfred-Herrhausen-Allee 33 · 47228 Duisburg / Germany
Tel: +49 (0)2065 499 13-0 · Fax: +49 (0)2065 499 13-290
Info-europe@clarkmheu.com · www.clarkmheu.com

B0510E

C15/18/20SC & C15/18/20S

Dealer:

Официальный дилер: ООО «Форклифт»

Тел./факс: (499) 951-79-99 (многоканальный)

Екатеринбург: (343) 344-00-22; Пермь: (342) 294-40-49

Челябинск: (351) 211-54-25; Тюмень: (345) 238-28-26

E-mail: sales@forklift.ru, Web: www.forklift.ru

Skype: forklift-ural